



# MIRADA

BY COACHMEN

THE DRIVE IS IN THE DETAILS

MIRADA  
BY COACHMEN



# THE COACHMEN ADVANTAGE

What is the Coachmen advantage? It's the collection of unique features offered in a Coachmen motorhome to ensure a smoother ride, a better camping experience, and a motorhome that will last for years.

## 1. NOBLE SELECT™

Protected by a three-year warranty, these sidewalls have a high-gloss gelcoat finish to prevent fading. They are also 20% lighter than wood substrate sidewalls, provide more occupant cargo carrying capacity, and offer three times the insulation against extreme climates.

## 2. AZDEL™ COMPOSITE

Most manufacturers use wood sidewalls that can expand, swell, and eventually mold. We use Azdel. It's impervious to water, won't rot or mold, and, with less than a 1% chance of delaminating, it ensures the long-term integrity of the sidewalls.

## 3. REINFORCED LAMINATION

We vacuum bond and pinch roll every sidewall and roof, then perform a pull adhesion test. Most manufacturers just do one process or the other, but by doing both we improve the strength and longevity of the sidewalls.

## 4. ELONGATED WHEELBASE

We offer longer wheelbases than other motorhome manufacturers because that means superior weight distribution. The result? Better handling and a smoother ride that results in less driver fatigue.

## 5. SIGHT RITE DASH™

Our dashes are angled 20 degrees forward. This increases the line of sight for the driver, and offers the best road visibility on the market.

## 6. EVEN COOL DUCT™

Our patented duct system evenly disperses air through the whole coach. And we use Amaco ducting instead of Styrofoam because it's antimicrobial, preventing the growth of bacteria and ensuring a cool, clean coach in even scorching heat.

## 7. DIGITAL OWNER'S MANUAL

Our owner's manuals are easy to access through the Coachmen website or our free app. Supplemented with videos, PowerPoints, and more, it's got all you need to know about your coach.

## EXTERIOR COLOR OPTIONS



Partial Paint with Vinyl Graphics –  
Champagne (Standard)



Full-Body Paint –  
Black & Tan (Optional)



Full-Body Paint –  
Electric Blue (Optional)

## INTERIOR DECOR COLOR SELECTIONS



Stone Wash



Bisque



Midnight Cream

## INTERIOR WOOD COLOR SELECTIONS



Estate Cherry



Cappuccino Cherry



Slate Cherry



# DON'T SETTLE FOR MIDDLE-OF-THE-ROAD.

MIRADA IS FOR MOTORHOME ENTHUSIASTS WHO APPRECIATE THE FINER ASPECTS OF HIGHWAY LIFE— AT A SURPRISINGLY AFFORDABLE PRICE.



*Entertaining is easier than ever with a beautifully appointed kitchen and an exterior kitchen (available in select floorplans). When not entertaining friends, stay connected with them from the dash computer workstation, complete with 12V, 110V, and USB outlets.*



*Spacious exterior storage compartments make it easy to haul extra gear without taking up extra space inside.*

*An optional outdoor entertainment system, complete with 32" or 40" LED TV and DVD player (depending on floorplan), is a great way to take advantage of the great outdoors.*

*The super durable Tread Lite™ Power Step makes it easy to board and exit safely.*

*Navigating through tight spaces and backing up is a breeze with Mirada's backup monitor and side cameras.*





Photography features the Mirada 32SS floorplan with Stone Wash decor and Slate Cherry cabinets.





The upgraded foam package in our fabric-leatherette combination dinette provides the perfect setting for dinner with guests.

We've made use of every inch of Mirada's floorplan, which means more storage for you—including the Pantry Plus that's available in 32SS.



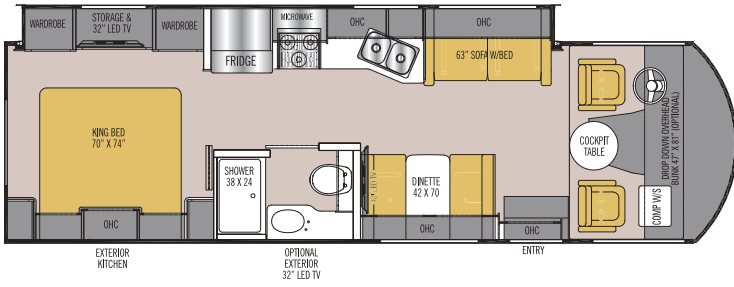
Built from stainless steel and porcelain, the bathroom is both appealingly designed and super-easy to clean.

Featuring a comfortable Serta mattress, bedspread, end tables, and designer headboard, Mirada's bedroom is the perfect place to sleep after a day of exploring.

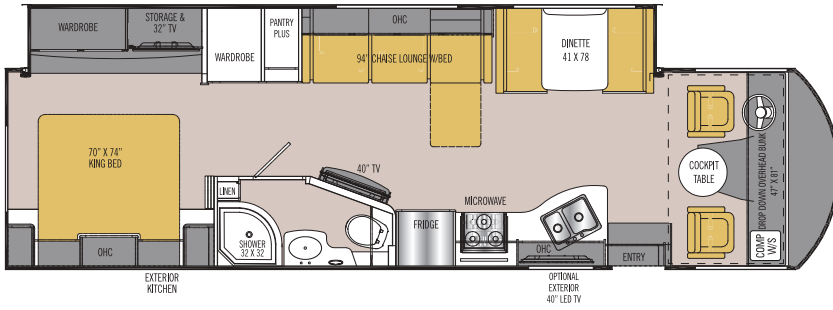


Mirada's chaise lounge, available in 32SS, is ideal for unwinding after a long day on the road. The sofa converts into a bed, providing even more sleeping capacity.

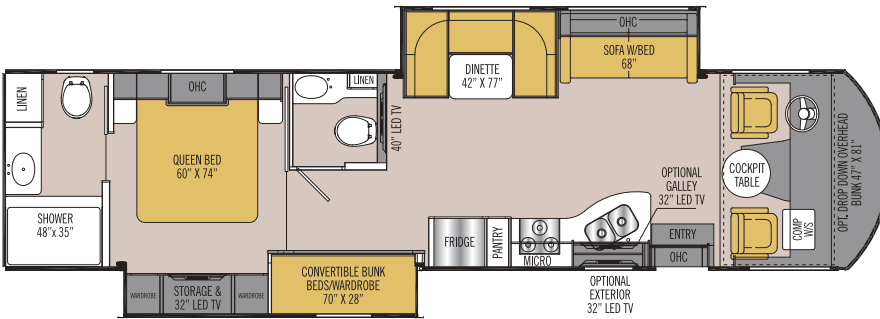
An LED TV and electric fireplace round out the amenities, creating a cozy burrow for warming up on those cooler evenings. (32SS and 35LS)



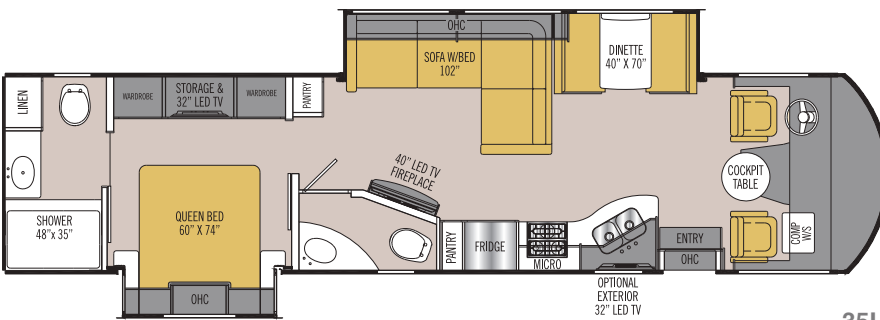
29FW



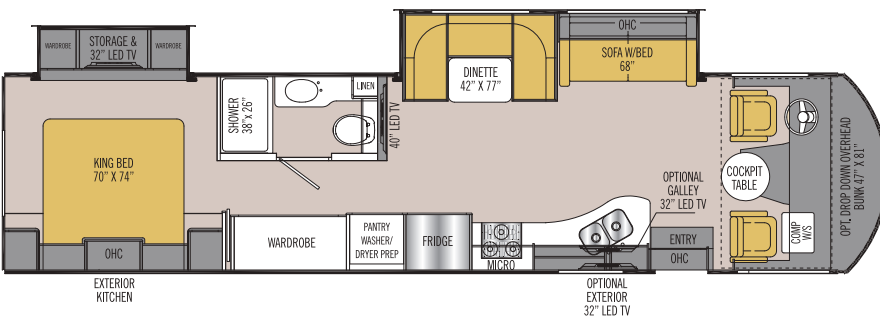
32SS



35BH



35LS



35KB

## FLOORPLANS

MIRADA IS AVAILABLE IN FIVE FLOORPLAN OPTIONS, SO YOU CAN CHOOSE THE ONE THAT BEST SUITS YOUR PREFERENCES.

## STANDARD FEATURES

### INTERIOR APPOINTMENTS

Solid Surface Kitchen Countertop and Dinette Table  
Beauflor™ Vinyl Flooring Throughout  
Brushed Nickel Hardware  
Hardwood Cab Doors and Raised Panel Overhead Doors  
Self-Closing Ball Bearing Drawer Guides Throughout  
Frameless Tinted Windows with Safety Glass  
Reclining and Swivel Pilot Seats  
Visionary Sofa Hide-A-Bed  
L-Shape Sofa Lounge with Visionary (35LS only)  
Chaise Lounge with Visionary (32SS only)  
Solar Privacy Shades Throughout  
Easy-Clean Cockpit Floor  
Power Windshield Shade

### INTERIOR EQUIPMENT

Radio AM/FM and Bluetooth  
Satellite Prep Wire to Roof  
Cable TV Jack  
LP Leak Alarm and Smoke Detector  
Carbon Monoxide Detector  
Fire Extinguisher  
King Jack TV Antenna  
40" LCD TV Coach  
DVD Player in Living Room and Bedroom  
Horseshoe Booth Dinette (35BH and 35KB)  
Dream Dinette (29FW, 32SS, and 35LS)  
Electric Fireplace (32SS and 35LS)  
13" TV with DVD Player in Each Bunk (35BH Only)

### GALLEY

8 Cubic Foot Double Door Refrigerator  
High-Rise Kitchen Faucet  
Stainless Double Bowl Kitchen Sink  
Flush Mounted 3-Burner Range with Oven  
Solid Surface Range and Sink Covers  
30" OTR Microwave Oven  
Tile Backsplash

### BATH AND WATER

Stainless Lavatory Sink  
Porcelain Toilet with Foot Flush  
One Piece ABS Shower Surround  
Glass Shower Door  
Power Bath Vent  
6-Gallon (Gas/ELEC) D.S.I. Water Heater  
Demand Water Pump  
Skylight Over the Shower  
Stackable Washer/Dryer Prep (35KB Only)  
Whole Coach Water Filter (EXC. CSA)

### SLEEPING

Queen Bed 60W X 74L (35BH and 35LS)  
King Bed 70W X 74L (29FW, 32SS, and 35KB)  
Bunk Beds Convert to Wardrobe (35BH Only)  
Serta Mattress  
Bedspread and Pillows with Shams  
Designer Headboard (29FW, 32SS, and 35KB)  
32" LCD TV Bedroom

### ELECTRICAL/HEATING/AC

30' 50-Amp Power Cord  
55-Amp, 110/12-Volt Power Converter  
GFI Circuit  
Outside Receptacle (DS)  
Emergency Start Switch  
Lighted Trunk Boxes  
Exterior LED Strip Light  
30,000-BTU Electric Ignition Furnace  
13,500-BTU Roof Air Conditioner-Ducted  
2nd 13,500-BTU Roof Air Conditioner  
Dual Coach Batteries  
5.5KW Onan Generator  
Coach Command Center  
Automatic Transfer Switch

### AUTOMOTIVE/EXTERIOR

Auxiliary Dash Fans  
Tilt Steering Wheel  
Cruise Control  
Intermittent Wipers  
Dash Air Conditioning  
19.5" Radial Tires  
Rear Mud Flaps Only  
Power Entrance Step-Double Crowned, Laminated Fiberglass Roof  
Full Basement with Pass-Through Storage  
Radius Trunk Doors with Slam Latch  
High Gloss 'Champagne' Sidewalls  
Fiberglass Front Cap and Rear Cap  
Dead Bolt Lock-Entrance Door  
26" Radius Entry Door  
Power Patio Awning  
8,000-Pound Towing Hitch with 7-Way Plug  
Backup Monitor with Side Cameras  
Rear-Mounted Roof Ladder  
Power Heated Mirror  
Stainless Steel Wheel Liners  
Automatic Leveling Jacks  
Slide-Out Room Awnings  
20-Gallon LP Tank  
Valve Stem Extenders  
Round Cockpit Pedestal Table  
Computer Work Station at Passenger Seat  
Noble Select™ Gelcoat High-Gloss Sidewalls with Azdel™ Superlight Composite  
Exterior Kitchen (29FW, 32SS, and 35KB)

- Refrigerator, Sink, and Portable Gas Grill
- Gas Grill Stand, Propane Hose, and Hook-Up

## OPTIONAL FEATURES

### INTERIOR COLOR SELECTIONS

Stone Wash  
Bisque  
Midnight Cream

### INTERIOR WOOD COLOR SELECTIONS

Estate Cherry  
Cappuccino Cherry  
Slate Cherry

### EXTERIOR COLOR SELECTIONS

Champagne Fiberglass with Partial Paint (Standard)  
Electric Blue Full-Body Paint (Optional)  
Black and Tan Full-Body Paint (Optional)

### OPTIONAL FEATURES

Power Drop-Down Front Bunk Bed (n/a 35LS)  
Stainless Steel Appliance Package (n/a 29FW)

- Residential Refrigerator, OTR Microwave, and Range/Oven
- 1000-Watt Inverter with Two 6-Volt Batteries
- Auto Generator Start

Dual Pane Windows  
15,000-BTU Air Conditioner with Heat Pump Front  
15,000-BTU Air Conditioner with Heat Pump Rear  
32" LCD TV Galley Overhead Cabinet (35BH and 35KB Only)  
Outside Entertainment Center with 32" TV and DVD (n/a 32SS)  
Outside Entertainment Center with 40" TV and DVD (32SS Only)  
Diamond Shield Paint Protection - (Required with Full Paint)  
CSA Upfit  
(1) CD-MVSA (Canadian Motor Vehicle Safety Act)  
Travel Easy Roadside Assistance - provided by Coach-Net

### Notes:

**(1) Mandatory For All Canadian Provinces**



## MIRADA SPECIFICATIONS

CLASS A GAS	29FW	32SS	35BH	35LS	35KB
FORD ENGINE V-10 6.8L 3-Valve	320 HP/460 TRQ	320 HP/460 TRQ	320 HP/460 TRQ	320 HP/460 TRQ	320 HP/460 TRQ
WHEEL BASE	190"	228"	242"	242"	242"
GVWR	18,000 lbs	20,500 lbs	22,000 lbs	22,000 lbs	22,000 lbs
GCWR	23,000 lbs	26,000 lbs	26,000 lbs	26,000 lbs	26,000 lbs
FUEL CAPACITY	80 gal	80 gal	80 gal	80 gal	80 gal
LP GAS CAPACITY	20 gal	20 gal	20 gal	20 gal	20 gal
FURNACE (BTUs)	30,000	30,000	30,000	30,000	30,000
EXTERIOR LENGTH (w/o ladder)	30' 7"	34' 10"	36' 10"	36' 10"	36' 10"
EXTERIOR HEIGHT (with AC)	12' 5"	12' 5"	12' 5"	12' 5"	12' 5"
EXTERIOR WIDTH	102"	102"	102"	102"	102"
FRESH WATER	50 gal	70 gal	70 gal	70 gal	70 gal
GREY WATER	46 gal	45 gal	45/45 gal	45 gal	45 gal
BLACK WATER	46 gal	45 gal	45/45 gal	45/45 gal	45 gal
WATER HEATER	6 gal	6 gal	6 gal	6 gal	6 gal
AWNING SIZE	20'	13' & 10'	12'	18'	10' & 15'
EXTERIOR STORAGE	131 cu ft	125 cu ft	105 cu ft	126 cu ft	124 cu ft
TOW HITCH	8,000 lbs	8,000 lbs	8,000 lbs	8,000 lbs	8,000 lbs

**GVWR (Gross Vehicle Weight Rating):** The maximum permissible weight of the unit, including the unloaded vehicle weight (UVW) plus all fluids, cargo, optional equipment, and accessories. For safety and product performance, do not exceed the GVWR.

**GCWR (Gross Combined Weight Rating):** The maximum total weight of the loaded unit, plus a tow vehicle. This includes the weight of both the unit and tow vehicle, fuel for each, all other fluids, cargo, occupants, optional equipment, and accessories.

**Important Note:** All capacities are approximate, and all dimensions are nominal. Coachmen motorhomes are designed to allow for a wide variety of uses, extended trips with two people, or short trips with multiple people. Accordingly, each unit allows ample room for sleeping, seating, fluids, and cargo. While the customer is the beneficiary of this design, the customer also bears the responsibility to select the proper combination of passengers, cargo, load, and tow vehicle without exceeding the chassis weight capabilities. Consumer may need additional braking capacity to tow loads greater than 1,000 pounds.

Seat belts should always be worn for passenger safety. Seat belts are provided at most locations to allow convenience in selecting which seat to occupy. However, it is not

intended that all seating positions equipped with a seat belt may be occupied while the vehicle is in motion, without regard to other weight factors.

All Coachmen motorhomes are designed to ensure that the number of passengers allowed while the vehicle is in motion will always at least equal the stated sleeping capacity. Though extra seat belts may be provided, for your safety and the proper operation of your vehicle, limit your passengers to the number allowed by the Net Carrying Capacity of your vehicle.

All information contained in this brochure is believed to be accurate at the time of publication. However, during the model year, it may be necessary to make revisions and Coachmen reserves the right to make all such changes without notice, including prices, colors, materials, equipment, and specifications as well as the addition of new models and the discontinuance of models shown in this brochure. Therefore, please consult with your Coachmen dealer and confirm the existence of any materials, design, or specifications that are material to your purchase decision.

© Copyright 2017 Coachmen RV, a Division of Forest River, Inc. - All Rights Reserved



### FREE One-Year Membership - Coachmen Owners Association!

Coachmen is proud to sponsor the largest manufacturer-sponsored camping club in North America ... Coachmen Owners Association (COA). COA provides you a world of ways to enjoy your RV. This is **FUN ON OVERDRIVE** and provides: Free Trip Routing, Exciting Tours & Rallies, Free Campground Directory, Local/State Club Activities, Easy RVing Magazine Free, Theme Park Discounts, Fuel Discounts, Free onebigplanet® Memberships with discounts at 180,000 merchants, and Much More!

Every new Coachmen RV buyer is eligible for a 1-Year FREE membership in the Coachmen Owners Association. It all adds up to an easy ownership experience!



### Travel Easy™ Roadside Assistance!

RVing is easier with Sportcoach's Travel Easy™ Roadside Assistance provided FREE the first year of ownership to those who purchase a New Coachmen RV. Administered by Coach-Net, this service provides you with 24/7 operational, technical and emergency road service coverage. Also included is towing, fuel delivery, jump starts, lockout service, tire changes, mobile mechanic, and unlimited technical assistance. Anywhere. Anytime. Travel Easy™ is the security of knowing that help is an easy phone call away.



### Forest River, Inc. encourages our customers to purchase their Forest River products from a local dealership whenever possible because of the following reasons:

1. Forest River, Inc. dealers are independently owned and operated businesses, so priority service and scheduling is at their discretion and is often provided to customers that purchased their unit at that dealership.
2. Purchasing locally allows customers to establish meaningful relationships with a dealer, enhancing the RV experience through assistance with product questions, user tips or RV regulations for your state or country, and much more!
3. Canadian customers must meet requirements to bring an RV purchased out of the country to their home. These requirements may involve additional inspections and certifications, taxes and fees. Your local Canadian dealer is a professional at meeting these requirements.
4. Scheduling timely warranty repairs and adjustments through a local dealership provides far greater flexibility and convenience to you, the customer!

It is the goal of Forest River, Inc. that all of our RV owners fully enjoy the RV experience and that customer satisfaction meets or exceeds their expectations!

Coachmen RV, a Division of Forest River, Inc.,  
A Berkshire Hathaway Company  
423 N. Main St., P.O. Box 30, Middlebury, IN 46540

To learn more about Coachmen RV and our products and see how Coachmen is making the easy life easier, visit [www.coachmenrv.com](http://www.coachmenrv.com).



Learn More  
Scan this barcode using a QR Reader on your smart phone to learn more about Forest River.



A Berkshire Hathaway company



Leader to the Great Outdoors.